

(WATTR8.WATTR) 24025


AL-886 (FAA)

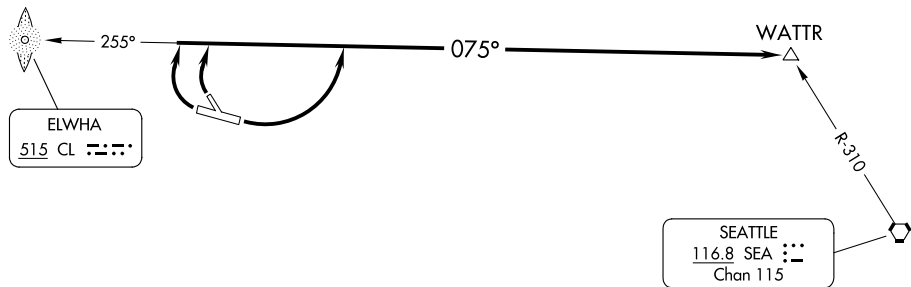
WILLIAM R FAIRCHILD INTL (CLM)
PORT ANGELES, WASHINGTON

WATTR EIGHT DEPARTURE (OBSTACLE)

ADF required.

WHIDBEY DEP CON
118.2 285.65
CTAF
122.975

VICTORIA
113.7 YYJ 
Chan 84

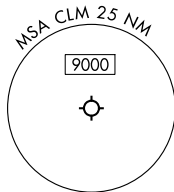


NW-1, 31 OCT 2024 to 28 NOV 2024

NW-1, 31 OCT 2024 to 28 NOV 2024

TAKEOFF MINIMUMS

- Rwy 13: NA - Obstacles.
- Rwys 27, 31: Standard.
- Rwy 9: 300-1.



NOTE: Chart not to scale. (CONTINUED ON FOLLOWING PAGE)

DEPARTURE ROUTE DESCRIPTION

TAKEOFF RUNWAY 9: Climbing left turn thence. . . .

TAKEOFF RUNWAYS 27, 31: Climbing right turn thence. . . .

. . . .on 075° bearing from CL LOM to WATTR INT. Maintain 5400.

WATTR EIGHT DEPARTURE (OBSTACLE)

(WATTR8.WATTR) 25JAN24

PORT ANGELES, WASHINGTON
WILLIAM R FAIRCHILD INTL (CLM)