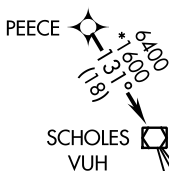
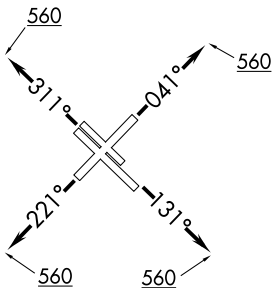


PEECE SIX DEPARTURE (RNAV)

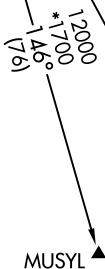
**TOP ALTITUDE:
16000**

- D-ATIS 124.6
- CLNC DEL 125.45
- CPDLC
- GND CON 121.9
- HOBBY TOWER 118.7 256.9
- HOUSTON DEP CON 127.125 269.075



TAKEOFF MINIMUMS

- Rwy 4: Standard with minimum climb of 500' per NM to 3800.
- Rwy 13L: Standard with minimum climb of 500' per NM to 4200.
- Rwy 13R: Standard with minimum climb of 500' per NM to 4400.
- Rwy 22: Standard with minimum climb of 500' per NM to 3900.
- Rwys 31L/R: Standard with minimum climb of 500' per NM to 3300.



- NOTE: DME/DME/IRU or GPS required.
- NOTE: RADAR required.
- NOTE: RNAV 1.
- NOTE: GPS required for ANKRR, KELPP, and MUSYL TRANSITIONS.

NOTE: Chart not to scale.

(NARRATIVE ON FOLLOWING PAGE)

SC-5, 26 DEC 2024 to 23 JAN 2025

SC-5, 26 DEC 2024 to 23 JAN 2025