


(MLB.MLB2) 24081

MELBOURNE TWO ARRIVAL

AL-449 (FAA)

WEST PALM BEACH, FLORIDA

PALM BEACH APP CON
124.6 317.4
PBI D-ATIS
123.75


MELBOURNE
115.85 MLB 
Chan 105(Y)

164°
(65)

NOTE: RADAR required.
NOTE: DME required.
NOTE: Turboprop and prop aircraft only.


RASAE
4000


174°
(25)

WILLIAM P GWINN
(Pvt) 

PALM BEACH INTL 

BOCA RATON 

PALM BEACH COUNTY PARK 

PALM BEACH
115.7 PBI 
Chan 104

Ldg all airports

NOTE: Chart not to scale.

ARRIVAL ROUTE DESCRIPTION

LANDING ALL AIRPORTS: From over MELBOURNE VOR/DME (MLB) R-164 to cross RASAE at or above 4000, then on PALM BEACH VORTAC (PBI) R-354 to PBI VORTAC. Expect RADAR vectors to final approach course.

MELBOURNE TWO ARRIVAL

WEST PALM BEACH, FLORIDA

(MLB.MLB2) 02DEC21

SE-3, 26 DEC 2024 to 23 JAN 2025

SE-3, 26 DEC 2024 to 23 JAN 2025