

(STKA1.SSR) 24361

SITKA ONE DEPARTURE

AL-5414 (FAA)


SITKA ROCKY GUTIERREZ (SIT) (PASI)

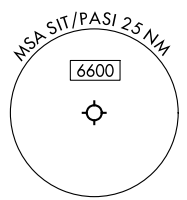
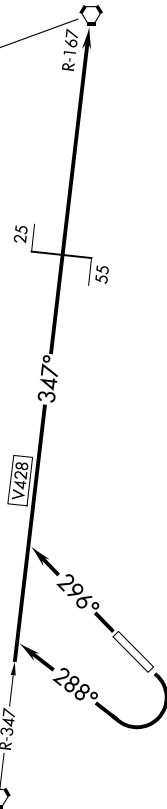
SITKA, ALASKA

ANCHORAGE CENTER
126.1 335.5
AFIS
135.9
CTAF
123.6

SISTERS ISLAND
114.0 SSR 
Chan 87

WARNING: High terrain all quadrants,
Mount Edgecumbe 3201',
13 NM West of Sitka Airport.

BIORKA ISLAND
113.8 BKA 
Chan 85



TAKEOFF MINIMUMS

Rwy 11: Standard with the following minimum climb requirements: 180K or less,
390'/NM to 4500; more than 180K, 645'/NM to 3400.

Rwy 29: Standard with minimum climb of 357'/NM to 5400.

NOTE: Chart not to scale.



DEPARTURE ROUTE DESCRIPTION

TAKEOFF RUNWAY 11: Climbing right turn heading 288° to join V428 and SSR R-167 to SSR VORTAC.

TAKEOFF RUNWAY 29: Climb heading 296° to join V428 to SSR VORTAC.

SITKA ONE DEPARTURE

(STKA1.SSR) 26DEC24

SITKA, ALASKA
SITKA ROCKY GUTIERREZ (SIT) (PASI)

AK, 26 DEC 2024 to 20 FEB 2025

AK, 26 DEC 2024 to 20 FEB 2025